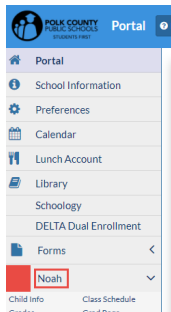
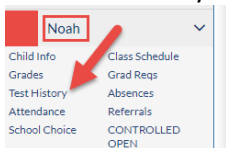


# Parent / Student Portal – How to Find Test Scores

- Go to [polkschoolsfl.com](http://polkschoolsfl.com)
  - Parents: Select Parents and then Parent Portal.
  - Students: Select Students and then Student Portal.
- Log in to Access Parent / Student Portal.
  - Parents, if you do not know your log information, contact the front office at your student’s school.
  - Students, your login information is the same login that you use at school to sign in.
- On the left of the screen, you should see you(r) child(ren).



- Select the child you would like to view information for and then select Test History.



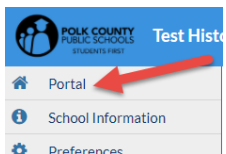
- Completed assessments will display with titles, such as Test, Administration Date, School Year, and Grade Level.
- Select the grey triangle to view detailed information for specific tests.

Demographic	Schedule	Grades	Absences	Test History	Grad
<b>22 Test Administrations</b>					
Test	Administration Date	School Year	Grade		
FSA ELA (FSA)	May 15, 2019	2018-2019	10		
Advanced Placement Test (APT)	May 10, 2019	2018-2019	10		

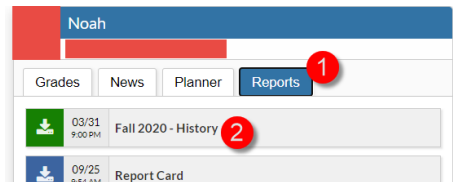
- A detailed information box will display showing the test and content area. It shows the Scale Score and Achievement Level earned. This screen also tells the amount of Possible Points and the Raw Score, the amount of points actually earned.

6 Test Parts							
Title	Raw Score (RS)	Scale Score (Expanded Standard Score) (SS)	Achievement Level (AL)	Pass/Fail (PF)	Developmental Score (DS)	Points Possible (PP)	Percentile Rank (PR)
FSA ELA Reading Total Raw Score	48	365	4				
Key Ideas and Details	11					15	

- If you would like to view the ISR (Individual Student Report) for a specific state assessment, select Portal from the left side of the screen.



- In the middle column, you will see your student’s name. Select the reports tab. You will then be able to select the Administration and Test to view the corresponding ISR.

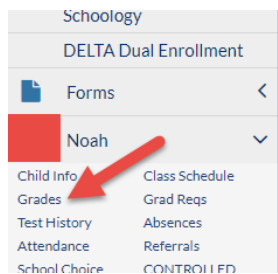


- If you would like to view ISRs (Individual Student Report) for previous years, select a different year from the dropdown menu on the top right of your screen. The follow step 9 from above.

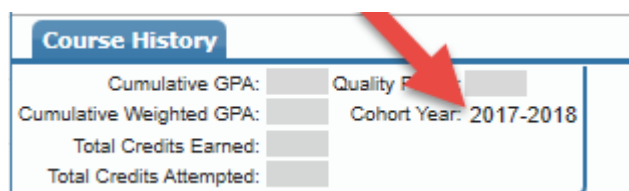
## Concordant Rule for Testing (Scores Needed for Graduation)

To receive a Florida high school diploma, students must earn an Achievement Level of 3 or higher on the 10<sup>th</sup> grade FSA ELA and the Algebra 1 EOC. If students do not earn a Level 3 or higher on these assessments, they can meet each graduation requirement by earning a passing score on a concordant assessment. Students need to know their cohort year (the year the student entered 9<sup>th</sup> Grade) to understand which alternate scores apply to them. Only students enrolled in high school will have a cohort year.

To see which cohort students are in, log into Parent/Student Portal, select the Grades tab.



Once the page loads, you will see the student's Cohort Year.



### Students who have a Cohort of 2018/2019 to Present:

#### ELA (Reading)

- Must earn an achievement level of 3 or higher on the FSA ELA Grade 10  
- or -
- Earn a 480 or higher on the SAT EBRW
- Earn an average of 18 or higher on ACT English and Reading (can be super-scored...for example, students can use their Reading score from Spring 19 and their English score from Fall 19)

#### Algebra 1

- Must earn an achievement level of 3 or higher on the FSA Algebra 1 EOC  
- or -
- Must earn an achievement level of 3 or higher on the FSA Geometry EOC  
- or -
- Earn a 430 or higher on the PSAT/NMSQT
- Earn a 420 or higher on the SAT Math
- Earn a 16 or higher on the ACT Math

### Students who have a Cohort of 2010/2011 through 2017/2018:

#### ELA (Reading)

- Must earn an achievement level of 3 or higher on the FSA ELA Grade 10  
- or -
- Earn a 430 or higher on the SAT EBRW
- Earn a 24 on the SAT Reading Subtest
- Earn a 19 or higher on the ACT Reading
- Earn an average of 18 or higher on ACT English and Reading (can be super-scored...for example, students can use their Reading score from Spring 19 and their English score from Fall 19)

#### Algebra 1

- Must earn an achievement level of 3 or higher on the FSA Algebra 1 EOC  
- or -
- Must earn an achievement level of 3 or higher on the FSA Geometry EOC  
- or -
- Earn a 430 or higher on the PSAT/NMSQT
- Earn a 420 or higher on the SAT Math
- Earn a 16 or higher on the ACT Math
- Earn a 97 or higher on the PERT