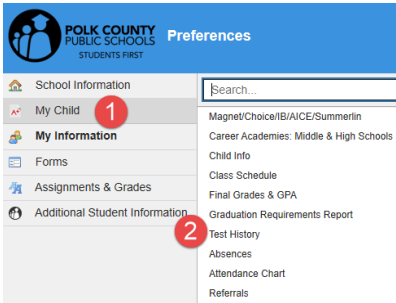
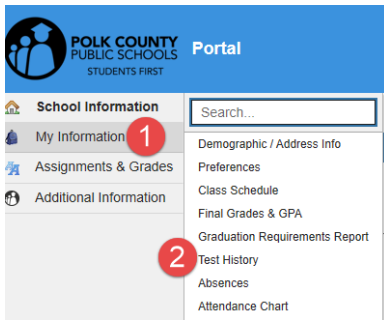


Parent / Student Portal – How to Find Test Scores

1. Go to <https://polkschoolsfl.com/>.
 - a. Parents: Select Parents and then Parent Portal.
 - i. If you do not know your login information, contact the Emily Higgins or Janet Robinson in the Guidance office.
 - b. Students: Select Students and then Student Portal.
 - i. Your login information is the same login that you use at school to sign in.
2. Sign in to Parent / Student Portal.
3. On the left of the screen:
 - a. If you are a parent, select My Child and then select Test History.



- b. If you are a student, select My Information and then select Test History.



4. Completed assessments will display with titles, such as Test, Administration Date, School Year, and Grade Level.
5. Click the grey triangle to view detailed information for specific tests.

Demographic	Schedule	Grades	Absences	Test History	Grad
22 Test Administrations					
Test	Administration Date	School Year	Grade		
FSA ELA (FSA)	May 15, 2019	2018-2019	10		
Advanced Placement Test (APT)	May 10, 2019	2018-2019	10		
Postsecondary Education Readiness Test (PERT) (PER)	Jan 17, 2019	2018-2019	10		
FSA GEOMETRY (FSA)	Dec 15, 2018	2018-2019	10		


6. A detailed information box will display showing the test and content area. It shows the Scale Score and Achievement Level earned. This screen also tells the amount of Possible Points and the Raw Score, the amount of points actually earned.

6 Test Parts							
Title	Raw Score (RS)	Scale Score (Expanded Standard Score) (SS)	Achievement Level (AL)	Pass/Fail (PF)	Developmental Score (DS)	Points Possible (PP)	Percentile Rank (PR)
FSA ELA Reading Total Raw Score	48	365	4				
Key Ideas and Details	11					15	
Craft and Structure	19					22	
Integration of Knowledge and Ideas	9					10	
Language/Editing Task	3					7	
Text-Based Writing	6					10	

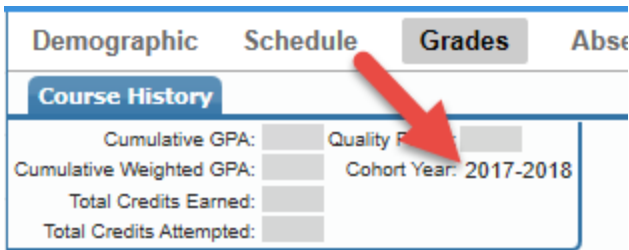
Concordant Rule for Testing (Scores Needed for Graduation)

In order to receive a Florida high school diploma, students must earn an Achievement Level of 3 or higher on the 10th grade FSA ELA and the Algebra 1 EOC. If students do not earn a Level 3 or higher on these assessments, they can meet each graduation requirement by earning a passing score on a concordant assessment. Students need to know their cohort year (the year the student entered 9th Grade) to understand which alternate scores apply to them.

To see which cohort students are in, log into Parent/Student Portal, select the Grades tab.



Once the page loads, you will see the student's Cohort Year.



Students who have a Cohort of 2018/2019 to Present:

ELA (Reading)

- Must earn an achievement level of 3 or higher on the FSA ELA Grade 10
- or -
- Earn a 480 or higher on the SAT EBRW
- Earn an average of 18 or higher on ACT English and Reading (can be super-scored...for example, students can use their Reading score from Spring 19 and their English score from Fall 19)

Algebra 1

- Must earn an achievement level of 3 or higher on the FSA Algebra 1 EOC
- or -
- Earn a 430 or higher on the PSAT/NMSQT
- Earn a 420 or higher on the SAT Math
- Earn a 16 or higher on the ACT Math

Students who have a Cohort of 2010/2011 through 2017/2018:

ELA (Reading)

- Must earn an achievement level of 3 or higher on the FSA ELA Grade 10
- or -
- Earn a 430 or higher on the SAT EBRW
- Earn a 24 on the SAT Reading Subtest
- Earn a 19 or higher on the ACT Reading
- Earn an average of 18 or higher on ACT English and Reading (can be super-scored...for example, students can use their Reading score from Spring 19 and their English score from Fall 19)

Algebra 1

- Must earn an achievement level of 3 or higher on the FSA Algebra 1 EOC
- or -
- Earn a 430 or higher on the PSAT/NMSQT
- Earn a 420 or higher on the SAT Math
- Earn a 16 or higher on the ACT Math
- Earn a 97 or higher on the PERT